

Key Facts as at	30.11.2021
Fund AUM	\$27m
Holdings	44
Benchmark	MSCI World
Fund Manager	Neil Brown
Fund launch date	1 October 2021
Share class	I2 (C)
Active share	92%
Base Currency	USD
Fund Type	UCITS
Domicile	Ireland
ISIN	IE0002KLYJ93
Bloomberg	AMASWIC ID

Fund Fees	
On-going charges	0.95%
Minimum investment	500,000 USD


As the share class has been in existence for less than one discrete year there is insufficient data to provide an indication of past performance.

Contact	
Email:	info@gibam.com
Telephone:	+44 207 259 3149

## Investment objective <sup>1</sup>

The Fund aims to outperform the MSCI world by 2% per annum over 5 rolling years gross of fees, by investing in companies whose products and services seek to provide lasting solutions to the world's largest social and environmental challenges.

## Risk & Reward Profile (SRRI)



The SRRI represents the risk and return profile as presented in the Key Investor Information Document (KIID). The lowest category does not imply that there is no risk. The risk level of this sub-fund mainly reflects the market risk arising from investments in international equity markets including emerging markets equities.

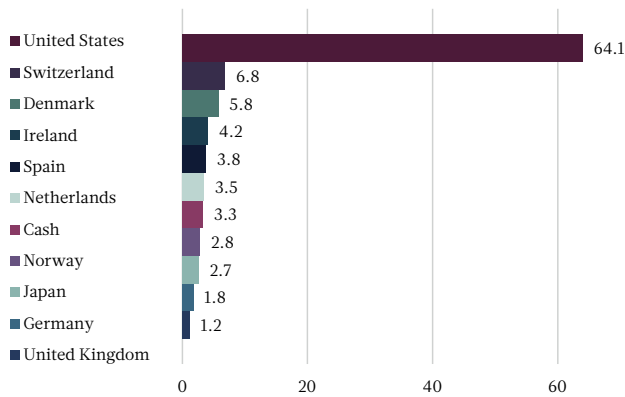
### Additional Risks

Investors should consider the risk factors in Appendix III to the Prospectus entitled "Risk Factors". In addition, investors should be aware of the following risks applicable to the Sub-Fund:

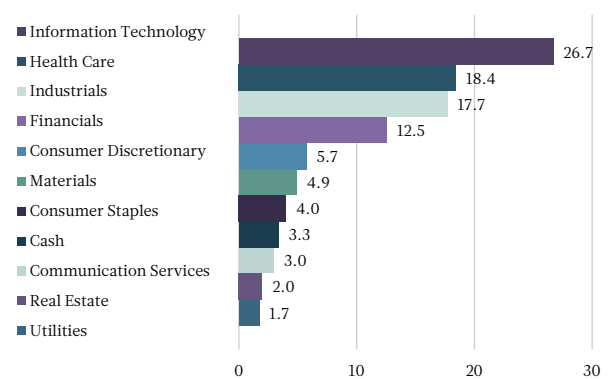
- Equity Risks
- Efficient Portfolio Management Risk
- Financial Markets and Regulatory Change
- Sustainable Investment Risk
- Investment Fund Risk
- Volatility Risk
- Concentration Risk
- Depository Risk
- Emerging Market Risk

Investors should also note that the Sub-Fund may perform differently or underperform relative to other comparable funds that do not integrate Sustainability Risks into their investment decisions.

### Geographic breakdown %



### Sector breakdown %



### Top ten holdings

Nvidia Corp	5.0
Partners Group Holding AG	3.7
Intuit Inc	3.7
Thermo Fisher Scientific Inc	3.5
ASML Holding NV	3.5
Automatic Data Processing	3.4
Rockwell Automation Inc	3.3
Schwab (Charles) Corp	3.2
Roche Holding AG	3.1
Cellnex Telecom SA	3.0

### Risk metrics

	Fund	Benchmark
Portfolio volatility	20.51%	18.75%
Tracking error	4.36%	-
Weighted average carbon intensity vs benchmark	-70.8%	-

The EU Sustainable Finance Disclosure Regulation ('SFDR') requires investment firms to formalise how sustainability is integrated into their business and processes, and to make disclosures on sustainability matters. The aforementioned disclosures relating to Gulf International (UK) Limited are published on its [website](#). Product related disclosures regarding GIB Sustainable World Fund can be found in the prospectus. This fund is an Article 9 fund according to SFDR.

Source for all data Dimension / MSCI as at 30.11.2021

1 Note: The Internal Guidelines referenced do not necessarily represent prospectus/statutory limitations. These internal guidelines are used as guidance in the daily management of the portfolio's investments. These guidelines are subject to change and should not be relied upon as a long term view of the portfolio's exposures, limitations and/or risks.

For Professional Investors Only. This fund factsheet has been prepared and is issued by GIB Asset Management, a trading name of Gulf International Bank (UK) Ltd (GIB UK) which is authorised by the Prudential Regulatory Authority (PRA) and regulated by the Financial Conduct Authority and PRA. Registered in England: 01223938. This document is not aimed for distribution in any jurisdiction where it is unlawful to do so, and may not be reproduced or disclosed in whole or in part to any other person without GIB UK's prior written consent. This document is not an offer, or solicitation, to purchase any product or service rendered by GIB UK and is not directed at Retail Clients in the European Economic Area. Some of the portfolio's investments may be relatively illiquid, bringing potential difficulties in valuing and disposing of such investments. Proper information for determining their value or the risks to which they are exposed may also not be available. The movement of exchange rates may have an effect, unfavourable as well as favourable, on the gain or loss otherwise experienced on the investments contained within the portfolio. The value of investments may fall as well as rise, and there can be no guarantee that investors will receive back the amount originally invested. Past performance is not a reliable indicator of future results. Equity investments should always be considered as long term. Investors should not purchase the Fund referred to in this document except on the basis of information contained in the Fund's Prospectus. Nothing contained in this document constitutes investment, legal, tax or other advice and it is not to be relied on in making an investment or other decision. You should obtain relevant and specific professional advice before making any investment decision. The Fund's prospectus and Key Investor Information Document (KIID) are available from [www.gibam.com](http://www.gibam.com) or direct from GIB Asset Management. A summary of information about investors rights and collective redress mechanisms can be found in English on the governance page [here](#).

Past performance is not a reliable guide to future performance. The value of your investment may go down as well as up. If you invest in this fund you may lose some or all the money you invest. This fund may be affected by changes in currency exchange rates.

The management company of GIB Sustainable World Fund a sub-fund of Amundi UCITS Fund Partners ICAV is Amundi Ireland Limited, 1 George's Quay Plaza, George's Quay, Dublin 2, Ireland. Please note that the management company may de-notify arrangements made for marketing as regards shares of the fund in a Member State of the EU in respect of which it has made a notification. Amundi Ireland Limited is authorised and regulated by the Central Bank of Ireland.